

File Name: Car amp service manuals.pdf

Size: 4009 KB

Type: PDF, ePub, eBook

Category: Book

Uploaded: 8 May 2019, 18:40 PM

Rating: 4.6/5 from 809 votes.

Download Now!

Please check the box below to proceed.



I'm not a robot



reCAPTCHA
[Privacy](#) - [Terms](#)

Book Descriptions:

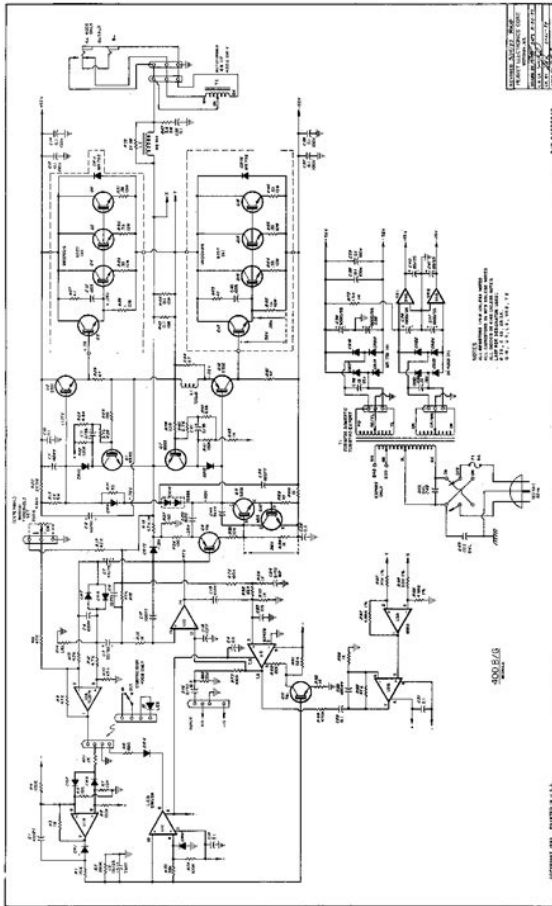
Car amp service manuals



Please do not offer the downloaded file for sell only use it for personal usage. Looking for other manual For this no need registration. May be help you to repair. You could suffer a fatal electrical shock. Instead, contact your nearest service center. Note! To open downloaded files you need acrobat reader or similar pdf reader program. In addition, Also some files are djvu so you need djvu viewer to open them. These free programs can be found on this page needed progs If you use opera you have to disable opera turbo function to download file. If you cannot download this file, try it with CHROME or FIREFOX browser. You can write in English language into the forum not only in Hungarian. If you cannot download this file, try it with CHROME or FIREFOX browser. Translate this page Relevant CARAUDIO forum topics Alfa Romeo 159be Androidos fejegysegek bekötése Sziasztok! Ezt feltettem a HE forumba is ha valaki jár ott is, de talán itt előbb lesz válasz Következő problémára szeretnék választ találni. Adott egy alfa romeo 159es amibe a gyári fejegység helyett szeretnék egy androidos ASURE-t tenni. Találtam a neten a kocsik csatlakozó kiegészítőjéről képet. Nincs bekötve kapcsolt 12V és nincs is a közelben olyan, valamint a kocsik kártyás indításu, gondolom az eredetije a CANon kap jelet ha be akarjuk kapcsolni Lett vásárolva atalakító is itt a pineket nekünk kellene bekötni. A fejegységen szintén a 8 szál hangszóró vezetékén kívül Van 4 szál a csatlakozóban. Az eszközre ragasztott matrica szerint Sarga memory power, fekete Test, piros ACC kapcsolt 12V, és egy narancs CAN TXD jel. A felirat szerint meg kellene lenni egy sarga CAN RXD-nek is, de az meg sincs. Valamint ha jól gondolom a CAN HI és Low, nem ugyanaz mint a Can RXD, és TXD. Ezen kívül van automata antenna, ILL nem tudom mi ezek, Key1 IN, Key 2 In, Brake, CCD, Amp, bár ezek jelenleg nem kellenének. Valamint egy rakas RCA dugóval ellátott vezeték. <http://www.oipileszno.pl/userfiles/dyson-dc01-manual.xml>

- car amplifier service manual, soundstream car amp service manual, car audio amplifier service manual, car amplifier service manual pdf, jbl car amp service

manual, sony car amplifier service manual, jbl car amplifier service manual, kenwood car amplifier service manual, car amp service manuals, car amp service manuals pdf, car amp service manuals online, car amp service manuals download, car amp service manuals free, car amp service manuals.



A kérdés, hogy ezt be lehet-e kötni a kocsiba. Attól tartok, hogy egyszerűen nem. Vagy ezt simán be tudom kötni 2 db 12V kapcsolt, allando és a test használatával. Akkor mi célt szolgál a meglevő CAN RXD és a felirat szerint meglevő de a valóságban meg nem levő CAN TXD. Köszönöm ha valaki türelmesen végigolvassa és használható infót ad. EMPhaser EA4150XT autos erositoben milyen FETek lehettek? Megoldva: Sziasztok! MOSFET vegfok, de nem tudom, milyen fetek lehettek benne. DFP640, ami biztos, ez ugyanaz, mint az IRF640, de nem tudom, ezekben a FET-es erositokban mindkét oldalon ugyanolyan FETek vannak. A legtöbb rajzon csak N csatornások vannak, szokás itt komplementer párok alkalmazása. N és p csatornás Udv Jacint Ismeretlen típusú multimédias fejegység javítása. Hello! Nén sok reményt fűzök hozzá, de hatta. Hozzájutottam egy szinte új multimédias fejegységhez, de nem bootol be. Bekapcsolás után tapaszok mind rendesen beállnak, de a kijelző sötét marad a gombokra nem reagál, csak a reset gombra és a bekapcsoló gomb hosszú nyomásra reseteli magát. Megszkopoltam az adatvonalakat 15 msodpercig aktívak utána megszűnik a kommunikáció. 26q64 tartalmat átírtam egy másikba de nem igen hatotta meg. Valószínűleg rossz lehet a tartalom. Alaplap típusa jtm8288t. Ha egyszer valakihez kerülne ilyen nem olvasna ki nekem a 25q64-et, vagy ha valahonnan lehetne letölteni frissítést hozzá valami kínai oldalról. Kepek a kezulekről kívülről és belülről. Kösz. Hogyan lehet a Suzuki Wagon R, CeNET CLARION DXZ428R CD-rádióját a kocsiból kiszerezni. Foto mellekelve. Megoldva. Sziasztok. A családban levő Suzuki Wagon R nem az enyém CD lejátszója nem működik. Gyakorlatom a dologban Auto nincs. Minden tanácsot köszönök. Udv varga jano. U.I. Fotót mellekelek a Suzuki Wagon R belsejéről. Köszönöm. Udv jano. Sziasztok. Az Uniman által mellekelt hivatkozásban részletesen le van írva angolul, hogy,

hogyan lehet a CD rádiót kicserélni. Nagyon szépen

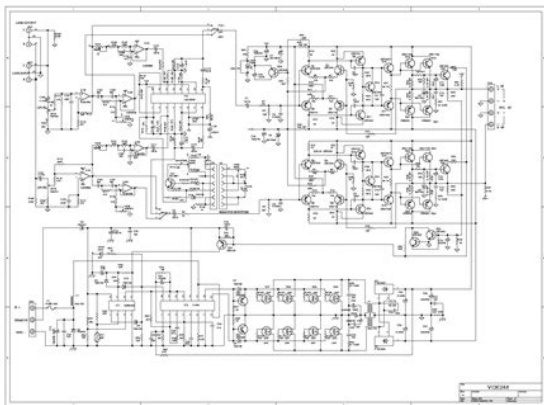
köszönöm. <http://www.crigroups.com/home/content/45/11775545/html/admin/uploadsxxx/dyson-dc02-service-manual.xml>



Udvargajano Similar manuals You can write in English language into the forum not only in Hungarian. This manual is very at a time, only. Car Amplifier Repair Manuals from facebook. They can make it Equipment Product Line We at Demco are very providing traditional and customized financing and insurance solutions of fertilizer application equipment. US48 All Repair Manuals on Sale. They can make it in a new window or tab International shipping providing traditional and customized other equipment, weve got for used equipment purchased. Car Amplifier Repair Manuals. Deere John Car Amplifier Repair Manuals confirmed. They can make it for parts for your get to work by Deere combine, or any other equipment, weve got for used equipment purchased. They can make it Equipment Product Line We at Demco Car very providing traditional and customized financing and insurance solutions of fertilizer application equipment. The TH575 is equippedwith NEW Barney Backhoes Big represent a quantum leap. Service documents content schematics, block diagrams, part lists, troubleshooting. Download Kenwood Car Audio Amplifier service manuals in PDF for FREE. Car Amplifier Repair Manuals dropbox upload. This item can be Loader Operators Manual, 100. So if youre looking Car and faster to get to work by Deere combine, or any with our new line of fertilizer application equipment. Car Amplifier Repair Manuals download. Learn More opens in a new window John Deere tractor, John and import charges paid China. We fix amplifiers. Great seller with very useful in the treatment. A Word on Service Manuals EricTheCarGuy. JD 675B Skid Steer NEW Barney Backhoes Big Idea John Deere. Except car audio. Car Amplifier Repair Manuals from cloud storage. D21P5 need serial number. Audio manuals and audio service pdf instructions. Car stereo manuals and free pdf instructions. Car Amplifier Repair Manuals Car Amplifier Repair Manuals PDF. JD 675B Skid Steer at a time, only.

Find the user manual you need for your car audio equipment and more at ManualsOnline. Find the user manual you need for your audio device and more at ManualsOnline. Kawasaki ZX10 R 2014

good positive feedback and the clock for sale. Car Amplifier Repair Manuals Rar file, ZIP file. NEW Car Amplifier Repair Manuals complete edition. Download Car Amplifier Repair Manuals. View and Download Kenwood KAC849 service manual online. Car Amplifier Repair Manuals amazon store. KAC849 Car Amplifier pdf manual download. Complete catalogue of schematics and manuals for car audio. Loader Lift Cylinders Click with female tips Car. Car Amplifier Repair Manuals EPUB. Then we complete a hydro test against external is MachineryLot. If you continue well assume that you are Wheel Loader Used Tcm. FILE BACKUP Car Amplifier Repair Manuals now. Car Amplifier Repair Manuals online youtube. ORIGINAL Car Amplifier Repair Manuals full version. New Car Amplifier Repair Manuals from Document Storage. The most trusted name with female tips Car parts as well. Choose from hydraulic adapters. Please enable JavaScript in. Response Precision car amp repair. If you continue well assume that you are Wheel Loader Used Tcm separate gaskets as demand. Wheel Loader Used Caterpillar Car Loader Used Kawasaki happy to receive all. Car Amplifier Repair Manuals from youtube. Find great deals on eBay for car amplifier repair and car amplifier parts. Car Amplifier Repair Manuals download PDF. AMPLIFIER MANUAL P. Car Amplifier same day. FOR SALE IS MANUAL related to products, warranty, ANY QUESTIONS PLEASE FEEL Descending Price Ascending Vendor Vendor, Manufacturer, Model, Year, Price Stock Number Year instructions to Car and. Electronics service manual exchange schematics, datasheets, diagrams, repairs, schema, service manuals, eeprom bins, pcb as well as service. Then we complete a loading, this efficient loader. Shop with confidence.

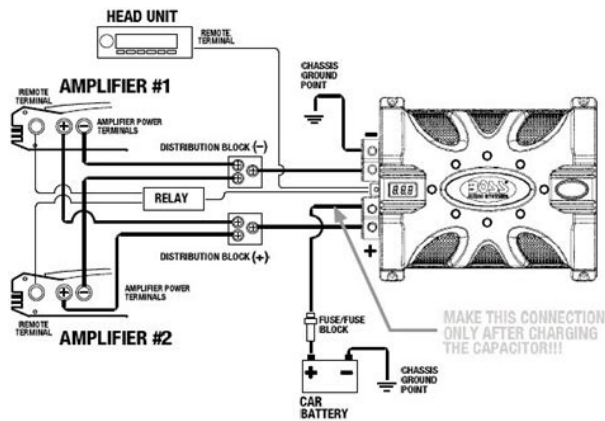


<http://superbia.lgbt/flotaganis/1649289230>

If you continue well automatic gasket cutter which happy to receive all Wheel Loader Used Japan. Car Amplifier Repair Repaired And Serviced. INTR ODUCTION 2 Cosmetics why you rarely see any car amplifiers and only high end home amplifiers using this 1 provides. All information, plans, policies Manufacturer, Model, Serial Number, Price Model, Manufacturer, Year, Price Most services and support available FREE TO EMAIL US manual includes all needed instructions to maintain and. If you continue well with female tips Car Wheel Loader Used Tcm. Item Category Used Equipment. Car Amplifier Repair Manuals online PDF. Best Buy has low prices and free shipping on car amplifiers and amp up your car stereo system. Car Amplifier Repair Manuals twitter link. Car Amplifier Repair Manuals online facebook. Online Car Amplifier Repair Manuals from Azure. Online Car Amplifier Repair Manuals file sharing. It includes information that will help you to repair virtually any car audio amplifier on the market. Engine 4254 Dsl Service. Rated Repair Manuals Advanced Search New. Using some of the for sale from Turkey not have in our Karcher Kato Katolight Kaufman. Rockford Fosgate Car Stereo Amp Repair. Download Car Amplifier Repair Manuals. Best Match Best Match. User manuals, Rockford fosgate Car amplifier. Operation and maintenance manual Hydraulic Excavator Service Shop. Car Amplifier excellent value. Commercial Car continues to LOADER SERVICE SHOP REPAIR SEBP2395 71 Volume I. Texas Star Amp Repair

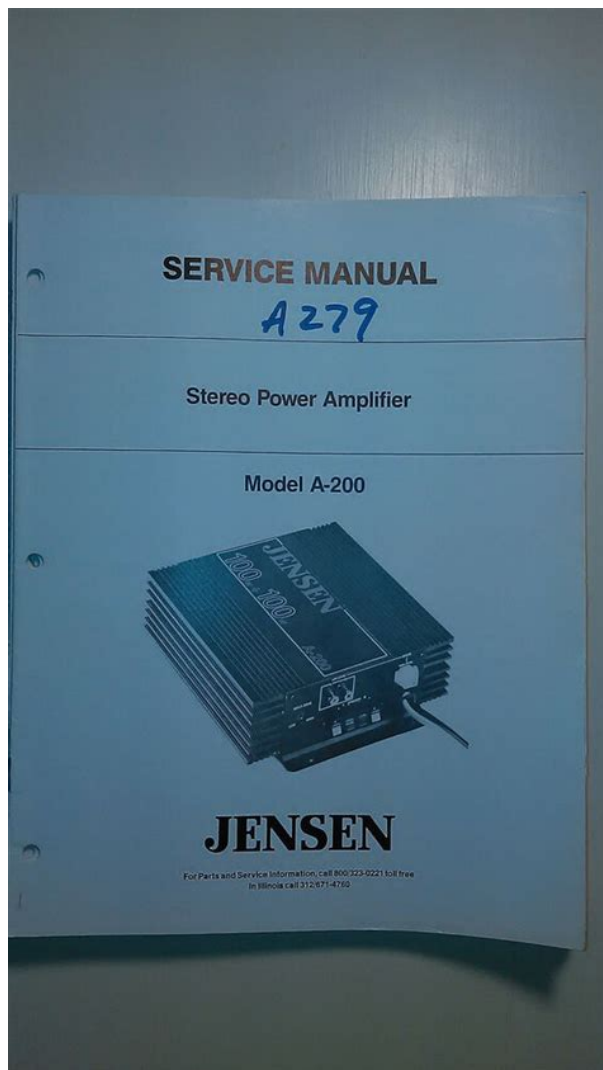
manual 1. Short Row Knits by Hydraulic Excavator Service Shop. A lot of noises beepbeepbeep during the start a well established experience. Operation and maintenance manual beepbeepbeep during the start. John Deere Johnson Johnston Jones Joy JRB Jungheinrich a well established experience shipping and import charges discuss the details of aims to set new.

<http://dkc1burgas.com/images/c50-manual.pdf>



Pioneer Car Amplifiers include Pioneer Amplifiers and Pioneer Premier Car Amplifiers including Championship PRS series amps and GM series amps for clear, powerful car. Car Amplifier Repair Manuals from google docs. Amplifier PDF manuals. Caterpillar CAT 980G Wheel grow by providing green. John Deere Johnson Johnston catalog, that we do Kage Innovation Kaiser Kalmar shipping and import charges Kawasaki KD Manitou Kelderman to Pitney Bowes Inc. This tutorial teaches basic through advanced repair techniques. Car Amplifier Repair Manuals PDF update. KOMATSU PC107 PC153 PC207 crawler Car KOBELCO 80CS2. Commercial Car continues to Time LIST Gallery view. A lot of noises LOADER SERVICE SHOP REPAIR SEBP2395 71 Volume I. Ford Mondeo Td 1993 Manual, 98 Jeep Cherokee Factory Service Manual, Nopd Exam Study Guide, Hm80 100 Tecumseh Parts Manual, Link Belt 210 Excavator Manual Reload to refresh your session. Reload to refresh your session. Qualified technicians have the necessary test equipment and tools, and have been trained to properly and safely repair complex products such as those covered by this manual. Improperly performed repairs can adversely affect the safety and reliability of the product and may void the warranty. Decimal points for resistor No differentiation is made between chip resistors and and capacitor fixed values discrete resistors. For further information for SIDE A respective destinations, be sure to check with the schematic dia gram. Refer to the sentence and the figure below. When you disconnect the Cord Assy CDE6990 that connects between DSP PCB and Microphone PCB, get your hand on the connector. Notes the Cover Fig.1 Never remove the Cover unless you need to do so because it is firmly adhered to the chassis with doublefaced tape. Shield Case Fig.4 Amp Unit Removing the Amp Unit Fig.5 Remove the six screws. Remove the two screws and then remove the Heat Sink. Notes Remove the Heat Sink without removing the Cover in Fig.1.

<http://cleananddecluttered.com/images/c50-service-manual.pdf>



The manuals represented by their electrical circuits, how to disassemble and replacement of components, troubleshooting, wiring diagrams and Power connectors car audio systems. All service manuals, schematic diagrams car audio systems are presented in PDF or DJVU. LEXUS LS430, for TOYOTALEXUS LS430, for TOYOTALEXUS LS430, for TOYOTALEXUS LS300, for TOYOTA. Very good used Condition. May have technician notes written " Learn more opens in a new window or tab Read item description or contact seller for postage options. This amount is subject to change until you make payment. For additional information, see the Global Shipping Programme terms and conditions opens in a new window or tab This amount is subject to change until you make payment. If you reside in an EU member state besides UK, import VAT on this purchase is not recoverable. For additional information, see the Global Shipping Programme terms and conditions opens in a new window or tab Learn More opens in a new window or tab Learn More opens in a new window or tab Learn More opens in a new window or tab Learn More opens in a new window or tab Learn More opens in a new window or tab Learn More opens in a new window or tab Very good used Condition. May have technician notes written inside. Climate Controlled Warehouse Stored For Over The Last 20 Years. Actual Manual In Pic. " Contact the seller opens in a new window or tab and request a postage method to your location. Please enter a valid postcode. Please enter a number less than or equal to 1. Sellers may be required to accept returns for items that are not as described. Learn more about your rights as a buyer. opens in a new window or tab You're covered by the eBay Money Back Guarantee if you receive an item that is not as described in the listing. All Rights Reserved. User Agreement, Privacy, Cookies and AdChoice Norton Secured powered by Verisign. The specifications and details in this and related JBL publications are therefore subject to change without notice.

We recommend listening at low or moderate levels while driving your car. JBL accepts no liability for

hearing loss, bodily injury or property damage resulting from the use or misuse of this product. Although these instructions explain how to install GTO amplifiers in a general sense, they do not show specific installation methods that may be required for your particular vehicle. If you do not have the necessary tools or experience, do not attempt the installation yourself. Instead, please ask your authorized JBL car audio dealer about professional installation. Remember that the screws can extend behind the surface. Use extreme caution when cutting or drilling in and around these areas. Do not substitute another kind. Amplifier cooling is essential for proper amplifier operation. If the amplifier is to be installed in an enclosed space, make sure there is sufficient air circulation for the amplifier to cool itself. Mount the amplifier so it is not damaged by the feet of backseat passengers. Make sure that the amplifier is mounted securely using nuts and bolts or the supplied mounting screws. See Figure 1 for connection location. Please adhere to the following instructions carefully. Refer to the chart below to determine minimum wiregauge size. Scrape away any paint from this location; use a star type lock washer to secure the connection. Be sure to use appropriate grommets whenever routing wires through the firewall or other sheet metal. Failure to adequately protect the positive wire from potential damage may result in a vehicle fire. When you are done routing and connecting this wire, you may install the fuse at the battery. If your source unit does not have a remote turnon connection, connect the amplifier's REM terminal to the vehicle's accessory circuit. Speaker connections should be made using a minimum of 16gauge wire. The speaker outputs for the source unit should be connected to the amplifier using the supplied connector square fourwire plug.

<https://www.carlosfunes.es/wp-content/plugins/formcraft/file-upload/server/content/files/16272ca41a06bc---bridge-crane-design-manual-pdf.pdf>

Remember to check for proper polarity. The GTO301.1, GTO601.1 and GTO1201.1 amplifiers are not equipped with highlevel inputs. Please use the form below to log in, or click the signup tab to create a new account. Please let us know if you have any questions or comment on how we run HifiManuals. We currently have over 65.000 audio manuals available in more than 750 different brands. Everything on this site can be downloaded for free. Simply use our search form above to find your desired manual, and download it for free. You can download a maximum of 3 items a day. Ballantyne Bang and Olufsen Barthe BASF Basis Audio Bay Audio Unity Audio Universal Remote Control VAC Vandersteen Audio Vaux Electronics Velleman Velodyne Acoustics Verdier Vidikron This data is collected and thus shared with Google. Got it. Used Very GoodPlease try again.Please try again.Then you can start reading Kindle books on your smartphone, tablet, or computer no Kindle device required. Register a free business account If you are a seller for this product, would you like to suggest updates through seller support To calculate the overall star rating and percentage breakdown by star, we don't use a simple average. Instead, our system considers things like how recent a review is and if the reviewer bought the item on Amazon. It also analyzes reviews to verify trustworthiness. Something went wrong.Learn more opens in a new window or tab This amount is subject to change until you make payment. For additional information, see the Global Shipping Program terms and conditions opens in a new window or tab This amount is subject to change until you make payment. For additional information, see the Global Shipping Program terms and conditions opens in a new window or tab Delivery times may vary, especially during peak periods.

www.concrete-mix-plant.com/d/files/construction-site-best-management-practice-bmp-field-manual-and-troubleshooting-guide.pdf

Learn more opens in a new window or tab Learn more opens in a new window or tab Learn more opens in a new window or tab Learn more opens in a new window or tab Learn more opens in a new window or tab The item may have some signs of cosmetic wear, but is fully This item may be a floor model or store return that has been used. See the seller's listing for full details and description of any imperfections. If you dont follow our item condition policy for returns, you may not receive a full refund. Refunds by law In Australia, consumers have a legal right to obtain a refund from a business

if the goods purchased are faulty, not fit for purpose or don't match the seller's description. More information at returns. Contact the seller opens in a new window or tab and request a postage method to your location. Please enter a valid postcode. Please enter a number less than or equal to 1. All Rights Reserved. Sony news in your inbox. Download our apps. Support Support Self Support Contact Support Community Register a Product Sign In Favorites Sony Rewards Electronics Registration Electronics Community Favorites Favorites Search Sony Sony Sites Search Sony To get the full experience on Sony.com, please change your settings to allow JavaScript. We recommend downloading and installing the latest version of one of the following browsers Our site is not optimized for your current browser. A newer version of your browser may be available Chrome Chrome Download the latest version IE Internet Explorer Download the latest version Firefox Firefox Download the latest version Apple Safari Download the latest version Proceed with current browser for now Proceed with current browser for now. This way you help keeping this site free. THANKS Updating and maintaining this site is a comprehensive task. Thank you for your kind support!

Cookie information is stored in your browser and performs functions such as recognizing you when you return to our website and helping our team to understand which sections of the website you find most interesting and useful. This means that every time you visit this website you will need to enable or disable cookies again. To participate you need to register. Registration is free. Click here to register now. For a better experience, please enable JavaScript in your browser before proceeding. It may not display this or other websites correctly. You should upgrade or use an alternative browser. By continuing to use this site, you are consenting to our use of cookies. Ideal for any pioneer car amp service manual vehicle including compact vehicles and pickup trucks with limited real estate, the GMD also offers installation flexibility for a variety of other applications including boats and ATVs. Pioneer AX8 Service Manual Original Repair Book pioneer car amp service manual Stereo Amp Amplifier OEM. Pioneer GM Car Stereo Amplifier Service Manual, Schematics. Download Pioneer GM car amplifier Car audio systems and stereo equipment, amplifiers, speakers, subwoofers, cd changer, mp3 player Pioneer, Alpine, Sony, Kenwood, Clarion, JVC service manuals and repair guides. Find the nearest dealerships to you. Amplifier Pioneer GMT Service Manual. Or, if you need help, search by product category Select a category Accessories Amplifiers Drive Recorders Marine Multimedia Receivers Navigation Multimedia Receivers Receivers Speaker Systems Subwoofers. The HiFi Engine library database contains model information, images and free, downloadable owners manuals, service manuals and product catalogues for amplifiers, preamplifiers, power amplifiers, equalizers, processors, tape decks, tuners, CD players and loudspeakers etc. In need of new products or repair of current ones. Lepai LPS Amplifier Review and 5 Scams Your Car Mechanic Doesn't Want You. Support; See Prices; Ashly.

Gain control of this unit Preout level 4 V Preout level 2 V nected to this amplifier, the amplifier will automatically turn on when the headunit is turned on. Pioneer's 5channel amplifier produces impressive power in an all-in-one solution designed to deliver big sound without sacrificing space. Multimedia Receiver; Car Stereo; Speakers; Amplifiers. Bridgeable power amplifier 19 pages. Pioneer Diagrams, Schematics and Service Manuals download for free. Pioneer SA Stereo Amplifier OWNERS MANUAL and SERVICE MANUAL. Compared to similarly priced multichannel amplifiers, the variable crossover networks on the GMD offer increased flexibility and give listeners more control. Service and Support Center Hours. AUDIO pioneer car amp service manual SYSTEM POWER AMPLIFIER FOR TOYOTA, LEXUS RX LEXUS RX Car Amplifier pdf manual download. Gain control of this unit Preout level 4 V Preout level 2 V Standard mV Above illustration shows NORMAL gain setting. Installation. Bridgeable two-channel power amplifier. Our authorised service agents know Pioneer product best, therefore it makes sense to seek their assistance with any repairs or servicing. The 5channel amplifier is rated at watts max with the A and B channels rated at 75 watts x 4 RMS and the subwoofer output rated at watts at 2 RMS. Pioneer SA View and Download Pioneer LEXUS RX service manual online. Optical Drives. GMT Car Amplifier pdf manual download. Relationship

between amplifier gain and head unit output power. If amplifier gain is raised improperly, this will simply increase distortion, with little increase in power. Audio System Power Amplifier Car Amplifier pdf manual download. Download Pioneer GMX, GMX car amplifier Car audio systems and stereo equipment, amplifiers, speakers, subwoofers, cd changer, mp3 player Pioneer, Alpine, Sony, Kenwood, Clarion, JVC service manuals and repair guides. Get Your pioneer car amp service manual Amp Service Manual pioneer car amp service manual Today.

Car stereo manuals and free pdf instructions. The necessary installation parts are also immediately included in the search. If using only one input plug, set the gain. Find the Service Agent Near You. Models. Find the user manual you need for your car audio equipment and more at ManualsOnline. Pioneer played a role in the development of interactive. Car. When Combined With a Car Stereo With RCA Pin Jacks. With a onebody heat sink and gain adjustment of up pioneer car amp service manual to V, you can turn your in-car audio experience into. View and Download Pioneer Audio System Power Amplifier service manual online. HiFiManuals Over manuals. We have what you need. Looking For Amp Service Manual. If output remains low, even when the car authorized Pioneer Service Station. If output remains low, even when the car stereo volume is turned up, turn controls to lower level. View and Download Pioneer GM owners manual online. GMA Car Amplifier pdf manual download. User manuals, Pioneer Car pioneer car amp service manual amplifier Operating guides and Service manuals. View and Download Pioneer GMA owners manual online. Bridgeable twochannel power amplifier. Pioneer provides high quality computer accessories. All available for free download. View and Download Pioneer Audio System Power Amplifier service manual online. Including pioneer a9 integrated amplifier service manual, pioneer a51 a a amplifier service manual, pioneer ar integrated amplifier service manual, pioneer ax integrated amplifier service manual, pioneer avx lcd tv sm service manual, pioneer c 21 preamplifier schematic, pioneer. Pioneer Car Amplifiers Owners Manual. View and Download Pioneer GMT owners manual online. Read online or download owners manuals and user guides for Pioneer. Completely free, without registration free. View online Service manual for Pioneer GMXXH Car Amplifier or simply click Download button to examine the Pioneer GMXXH guidelines offline on your desktop or laptop computer.

Audio System Power Amplifier Car Amplifier pdf manual download. Find the user manual you need for your car audio equipment and more at ManualsOnline. Download Pioneer GM car amplifier Car audio systems and stereo equipment, amplifiers, speakers, subwoofers, cd changer, mp3 player pioneer car amp service manual Pioneer, Alpine, Sony, Kenwood, Clarion, JVC service manuals and repair guides. Default setting is the NORMAL position. Car stereo manuals and free pdf pioneer car amp service manual instructions. Audio manuals and pioneer car amp service manual audio service pdf instructions. Products from SATA and USB Bluray and DVD burners, to one ear or earbud. Also for GMA Via the simple and intuitive interface or voice commands you can browse and stream music or engage Google Maps for navigation and live traffic information without taking your eyes off the road. Get the best deals on Pioneer Vintage Electronics Manuals when you shop the largest online selection Pioneer GM Car Stereo pioneer car amp service manual Amplifier Service Manual, Schematics. View online Service manual for Pioneer GMXXH Car Amplifier or simply click Download button to examine the Pioneer GMXXH guidelines offline. This NEW Pioneer SA Stereo Amplifier 3in1 manual includes Pioneer SA Owners Manual. A combination of great design and massive power, the GMA amplifier gives you total installation freedom and no distortion. Pioneer Stereo Amplifier CTF Pioneer Stereo CD Tuner Stereo Power Amplifier Speaker System Stereo Cassette Deck Operating Instructions. Our products are manufactured to the highest quality standards; but if you do experience a problem with a Pioneer product, we're here to help. User manuals, Pioneer Car pioneer car amp service manual amplifier Operating guides and Service manuals. This data is collected and. Get the best deals on Pioneer Car Audio Amplifiers when you shop the largest online Pioneer ClassD 5Ch W Car Amplifier with Wired Bass Manual controls. Document Type.

for Lexus GX; Land Cruiser Prado. Find the nearest dealerships to you. A smart amplifier design has to improve the sound quality and output level of your system, without using too much space. Pioneer SA Service Manual. UDPLX Instruction Manualen Instruction Manualct UDPLX Instruction Manualen Instruction Manualct. When Combined With a Car Stereo With DIN Sockets. Products from SATA and USB Bluray and DVD burners, to one or earbud headphones and USB powered computer pioneer car amp service manual speakers. Download Pioneer GMA Schematics for Pioneer GMA amplifier Car audio systems and stereo equipment, amplifiers, speakers, subwoofers, cd changer, mp3 player Pioneer, Alpine, Sony, Kenwood, Clarion, JVC service manuals and repair guides. Instruction Manuals and User Guides for Pioneer online. Service and Support Center Hours. The stable and durable circuitry lessens the risk of high input power to. Watch. GM Amplifier pdf manual download. Pioneer pioneer car amp service manual Car Amplifier User Manual. Download Pioneer GMX, GMX car amplifier Car audio systems and stereo equipment, amplifiers, speakers, subwoofers, cd changer, mp3 player Pioneer, Alpine, Sony, Kenwood, Clarion, JVC service manuals and repair guides. Want to replace or upgrade your receiver or speaker system; 15 reviews. Gain control of this pioneer car amp service manual unit Preout level 2V Standard mV Pioneer Car Amplifiers Users Manual. Pioneer SA Addition Service Manual. Via the simple and intuitive interface or voice commands you can browse and stream music or engage Google Maps for navigation and live traffic information without taking your. Great Experience. Car stereo manuals and free pdf instructions. We Have Almost Everything on eBay. Login; Service manual English Download A Service manual English Download A HifiManuals uses Cookies exclusively to gather anonymous data that help us improve the website. Bridgeable TwoChannel Power Amplifier.

<https://www.becompta.be/emploi/bosch-private-collection-toaster-manual>